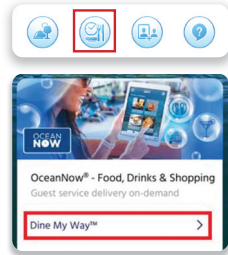


how to make

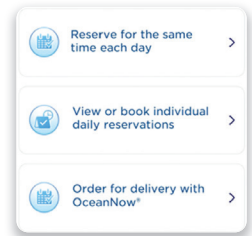
Dine My WaySM reservations

Choose when, how and where you dine throughout your cruise from your **MedallionClass[®] app**. You can access Dine My Way right now if you're paid in full or an Elite or Platinum guest.

To begin, select the Dine My Way icon at the top of the OceanReady[®] section or the Dine My Way tab under OceanNow[®].



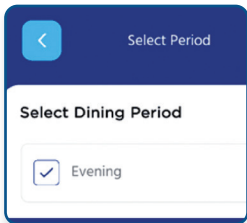
Make reservations for the same time each day or vary your plans. You can also order delivery once on board with OceanNow.



Make reservations for the same time every day:

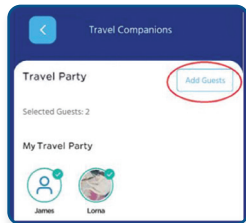
1

Choose your dining period.



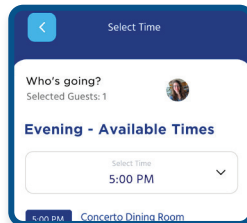
2

Add guests from your travel party.



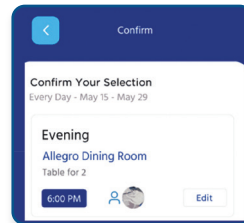
3

Select the dining time.



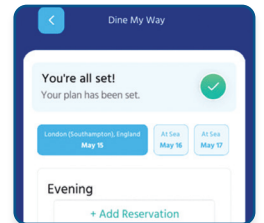
4

Confirm your selection.



5

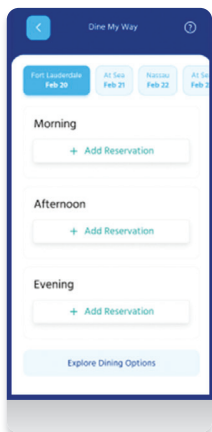
You're all set!



Make individual daily reservations – like, say, for a specialty restaurant:

1

Choose the day for the reservation, and select "Add Reservation" under the time of day you want.



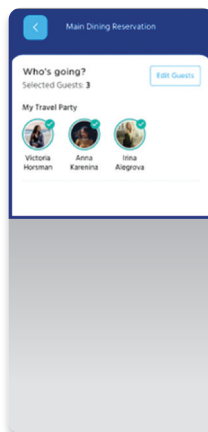
2

Select one of two options: Main Dining & Buffet or Specialty Restaurants.



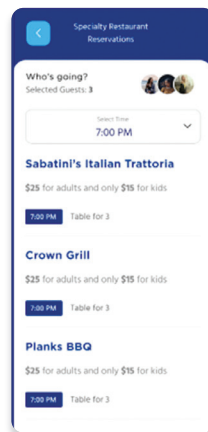
3

Add guests from your travel party.



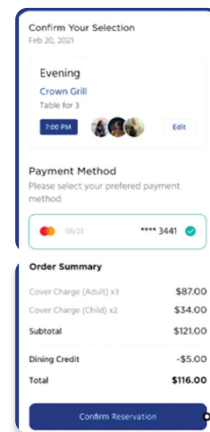
4

Choose from the available restaurants.



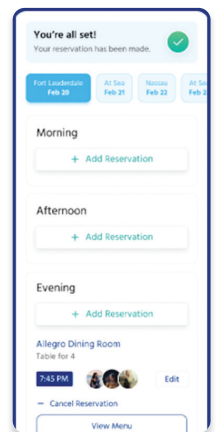
5

Confirm your selection.



6

You're all set!



Need help? In North America, call 1.800.774.6237. In the United Kingdom, call 0344 338 8666. And be sure you have the MedallionClass app!